

# 6kW Low Cp SiC-MOSFET Half-Bridge

## Functionality



- Operation as DC/DC, DC/AC, AC/DC
- 6kW Output (<30Arms)
- TO-247 3/4pin packages
- Paralleling of devices possible

## Components

- 800V DC Link  
(Electrolytic + Film)
- LCL Output Filter  
(L1 external,  
C and L2 on board)

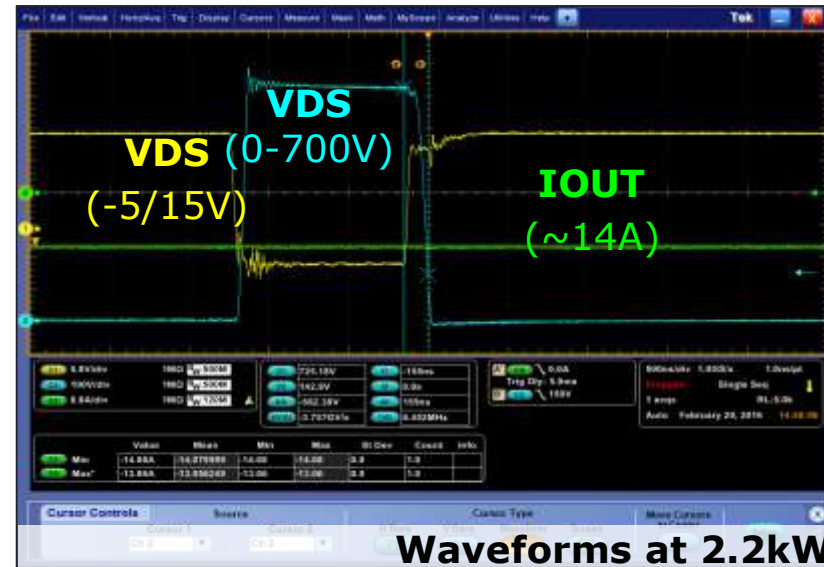
## Driving

- Separate Driver Cards  
(1EDI60N12AF)



- Board is running fine with 80mΩ ROHM MOSFETs

- Clean waveforms
- No gate oscillations



- **Today**  
**OUR MOSFET**

